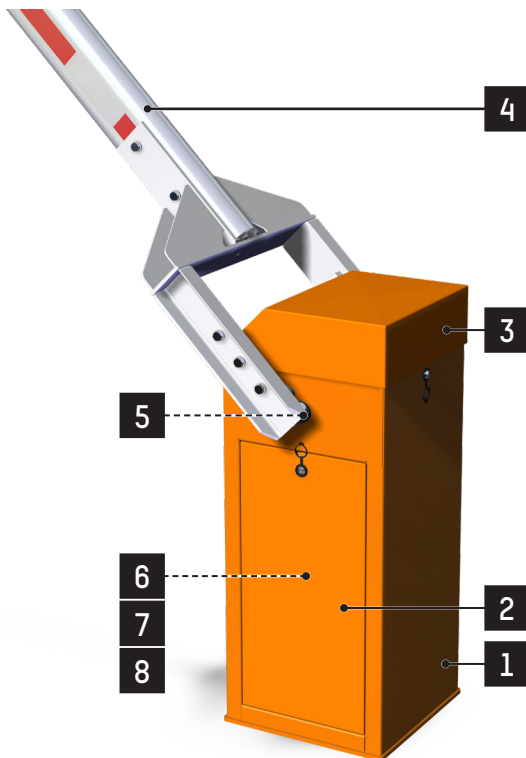


# BL 43

## Datasheet

Rev. 13 • Update 06/2021



## DESCRIPTION

1. Sheet metal body folded and welded, from 3 to 8 mm thick.
2. Lateral and frontal doors with peripheral sealing joint and lock, ensuring easy access to the mechanism. Two configurations are possible for their installation (see illustration).
3. Removable top cover, with lock and key.
4. Central oval reinforced section arm measuring 175 x 100 mm, in aluminium, white lacquered with red reflective strips.
5. Solid driving shaft for the arm, diameter 50 mm, mounted on 2 bearings lubricated for life.
6. Electromechanical assembly:
  - Reversible three-phase asynchronous gear motor, ensuring protection of the mechanism in the event of forced lifting of the arm due to fraudulent action.
  - Secondary transmission on gearwheel and sprocket wheel. Maintaining the arm in its two extreme positions (open and closed), as well as after a STOP command, is achieved by means of an electromagnetic brake.
  - Frequency inverter ensuring progressive accelerations and cushioned decelerations, for movement without vibration, direction inversion without jolts (reopening) and increased protection of the mechanism.
  - Electronic limitation of the electromechanical assembly torque allowing for the immediate stop of the arm during closing in the event of an obstacle.
  - Analog sensor.
  - Balancing of the arm by means of one or more compression springs, depending on the weight of the arm.
  - Lever for manual lifting of the arm (except for the automatic opening option).
7. Parametrisable electronic control board allowing for various control options and/or additional accessories.
8. Connecting terminal block on the control board, in order to provide, for example, the status of the presence detectors.

Rapid rising barrier, short- and medium-range with reinforced oval section arm, for installation on public roads: parking, traffic management, etc.

## STANDARD RAL COLORS

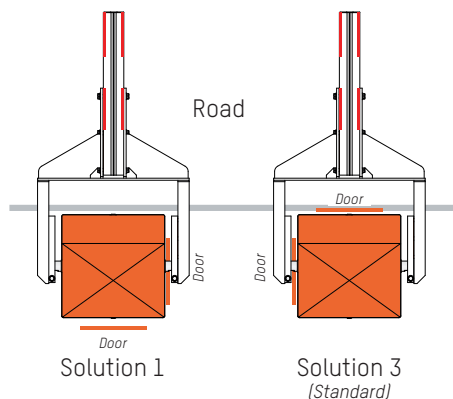


RAL 2000 (\*) Orange  
RAL 3020 Traffic red  
RAL 7016 Anthracite grey  
RAL 9010 Traffic white


(\*) Standard color. All other colors must be specified when ordering.

*Note: These RAL references are available for free.*

## CONFIGURATIONS



## STANDARD TECHNICAL SPECIFICATIONS

Electrical power supply	Single-phase 230 VAC - 50/60 Hz + ground <sup>(1)</sup>
Consumption	450 W
Motor	Three-phased asynchronous 250W
Reversible ring and pinion speed reducer, service factor 1.2	
Useful arm length (L)	2 to 6 m, in increments of 0.5 m
Operation not hampered by 120 km/h winds	
Ambient operating temperature	Between -20 and +50°C (without optional heating)
Tolerated relative humidity	95% without condensation
Minimum opening/closing time	Up to 3,2 sec., depending on the configuration and on the application.
Net weight	230 kg (without arm)
Weight of the arm	20 to 30 kg, depending on length and without options
MCBF (Mean Cycle Between Failure)	In compliance with recommended maintenance: 3,000,000 cycles
Noise level	<70 db(A) <sup>(2)</sup>
IP	44
	EC compliant

<sup>(1)</sup> Do not connect to an isolated ground network or a high impedance earthed industrial network.

<sup>(2)</sup> Measured at 1 m from the machine surface and at a height of 1.60 m above the floor according to ISO3744. No hearing protection equipment required.

## SURFACE TREATMENTS

- Zinc-coated internal mechanical parts.
- Door and cover: stainless steel + structured paint.
- Frame : primer + structured paint.

Total thickness of the surface treatment exceeds 160 µm.

## WORKS TO BE SUPPLIED BY THE CUSTOMER

- Adapted ground fastening.
- Power supply.
- Wiring towards eventual external peripherals.

Note: comply with the installation plan (CH6943-GB).

## OPTIONS

1. Folding rigid aluminium skirt <sup>(3)</sup>.
2. Arm offset on right-hand or left-hand side.
3. Kit "impact damping under arm".
4. Automatic opening of the arm in case of power failure.
5. Arm locking system: open and/or closed position <sup>(4)</sup>.
6. Limit switch for info - Arm position in case of power failure.
7. Tip support: fixed height tip, adjustable tip, electromagnetic tip, anti-vandalism tip, anti-vandalism + electromagnetic tip, folding tip and electrically lockable tip.
8. Rotating base with breaker pin in case of impact and report of housing position by dry contact.
9. Anti-vandalism belt, protection of the doors and hood.
10. Bolt cover - to protect arm from vandalism.
11. Hood and door intrusion information (by dry contact).
12. Push-button box.
13. Fireman emergency opening - anti-vandalism.
14. Programmable clock (weekly or yearly).
15. Lockable switch on housing.
16. Radio transmitter/receiver.
17. Detection loop.
18. Presence detector for inductive loops.
19. Photoelectric cell for opening, closing or automatically stopping the barrier arm.
20. Cell support post.
21. Fixating of the cell.
22. Ultrasonic detector in housing.
23. Human Machine Interface colour screen with keypad.
24. Ethernet interface.
25. SD memory card.
26. Electronic board for input/output CAN.
27. Totalizer counter with reset button.
28. LED on arm.
29. LED traffic lights - alone or fixed on barrier.
30. Supporting post for traffic lights.
31. Electronic board for third-party traffic lights.
32. Acoustic alarm 100 dB (±5) - fixed inside.
33. Aluminium traffic sign (Ø 300 mm).
34. LED flashing light on cover for arm movement signalisation.
35. Anti vandalism Leds on hood.
36. Non standard RAL colour.
37. Treatment for aggressive saline environment <sup>(5)</sup>.
38. Raised base.
39. 120 VAC - 60 Hz power supply.
40. Thermostatic 250 or 500 W heating for operation to -25 or -45°C.

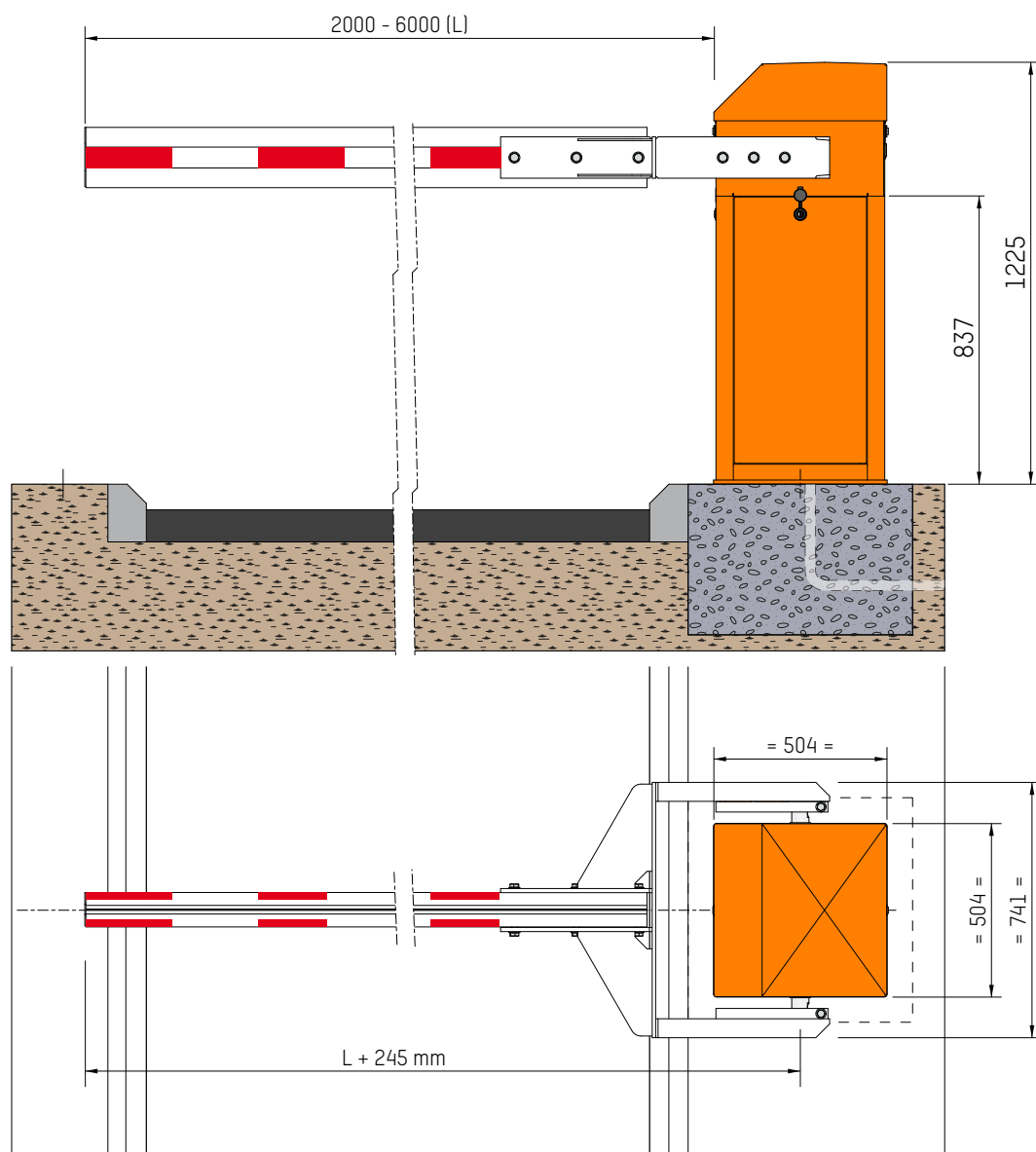
Note: for restrictions on the options, consult the rate table.

<sup>(3)</sup> Requires arm offset option.

<sup>(4)</sup> The reaction in case of power cut (locked or not) must be specified when ordering.

<sup>(5)</sup> Recommended when the barrier is installed within 10 km of the coast and may be subject to salt attack: sandblasting + Alu Zinc plating 80µm outside (40µm inside) + polyzinc 80µm + 80µm powder paint

## STANDARD DIMENSIONS (mm)



### Headquarters

Avenue Mercator, 5  
1300 Wavre - Belgium



✉ helpdesk.as@automatic-systems.com



☎ +32.(0)10.23.02.11



🌐 www.automatic-systems.com

