

FirstLane

Datasheet

Rev. 04 • Update 04/2021

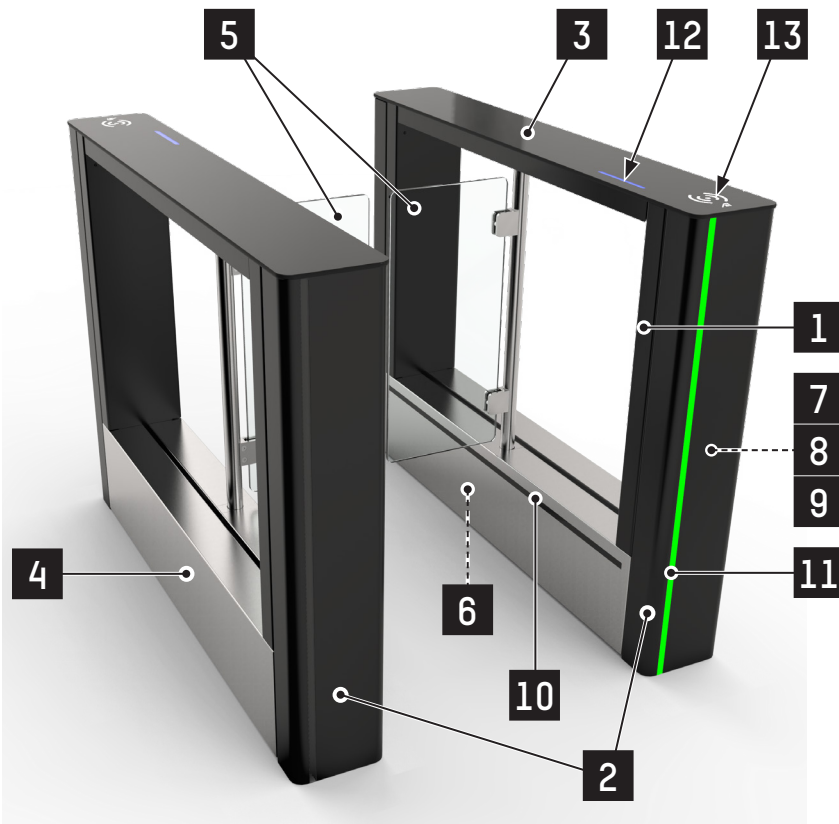
AUTOMATIC
SYSTEMS

FIFirstLane



reddot winner 2021

FIFirstLane™



The **FirstLane** double swing door security entrance lane offers a **high bidirectional throughput** and **uncompromising security**.

With its **modern and elegant design**, the **FirstLane** is designed to integrate perfectly into any architectural style. Equipped with high processing capacity and an **exclusive detection system**, the **FirstLane** guarantees accurate user tracking and prevents any unauthorized use.

The **FirstLane** is a modular product that can be installed as a single or a multi-lane array and can also be combined with standard lanes and wide lanes within the same battery.

Its **new dynamic light** provides a better user experience by offering much more intuitive information.

DESCRIPTION

1. Sturdy and stable steel frame with RoHS anti-corrosion zinc plating treatment. Visible parts of the frame are in brushed #4 AISI 304L stainless steel.
2. Front panels in extruded aluminium painted black RAL9005, with integrated dynamic orientation light.
3. Aesthetic top shelf in 8mm thick monolithic tempered glass with black screen printing. The glass shelf is very resistant to scratches and allows the integration of contactless readers and lights without the need for cutting.
4. Access pannels (to internal elements) in Brushed #4 AISI 304L stainless steel.
5. Clear, 10 mm thick tempered monolithic glass obstacles, swinging in the direction of user passage.
6. Electromechanical drive units each consisting of:
 - A brushless DC permanent magnet motor with rugged, flat gearbox.
 - A controller providing progressive accelerations and decelerations of the obstacle, for smooth movement and enhanced user safety.
7. Logic control board ensuring advanced traffic management. An embedded Web server, accessible by a simple web browser, offering an interface for the configuration of functional gate parameters as well as a complete diagnostic and maintenance tool. The maintenance interface is common to several Automatic Systems product easing the maintenance of the products.
8. Transfer of information from XML-RPC protocol through an Ethernet interface.
9. Transfer of information by dry contacts: passage authorization, passage information, fraud, equipment failure ...
10. Proprietary DIRAS detection system, consisting of a high-density matrix of infrared transmitter/receiver photocells beams. It follows users progression through the gate as well as ensuring their safety during opening/closing of the obstacles. Novel detection algorithms guarantee top-of-class performances for detection of tail gating, close tail gating and crossing frauds.
11. Wide dynamic orientation light indicating the lane status. It allows good visibility from afar to ensure a large flow of traffic.
12. Dynamic status light, close to the reader integration area, indicating the user's pass authorization.
13. Easy integration of contactless readers 'STID ARCS-A/BT' (RFID, NFC) or 'MACE MM' (QR Code) under the glass shelf.



www.automatic-systems.com

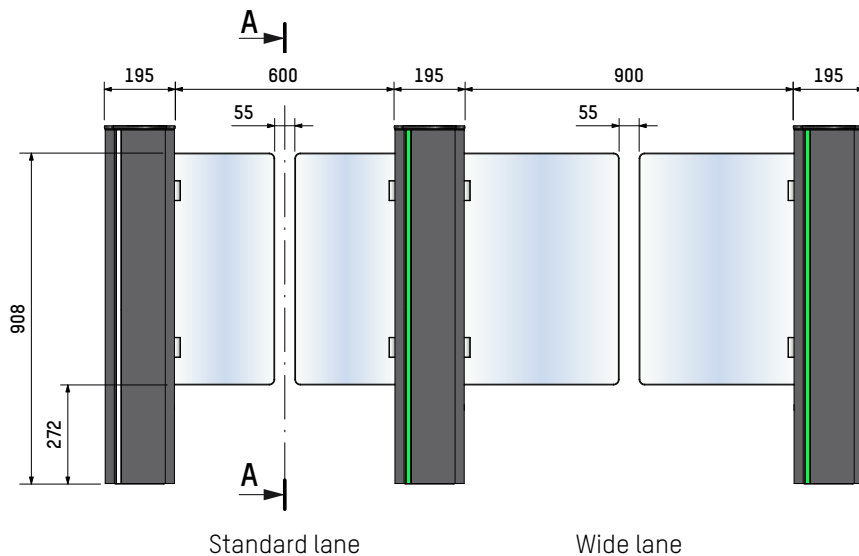
STANDARD TECHNICAL CHARACTERISTICS (PER LANE)

Power supply	Single phase 110 VAC (5 A)-240 VAC (3 A) (+/- 10%) - 50/60 Hz + Ground. ¹	
Power consumption	Standby:	20 W
	Cycle:	35 W
	Maximum:	80 W
Motors (x2)	24 VDC – nominal output power 86 W.	
Min opening or closing times	0,7 sec. (Depending on the access control system reactivity and the speed of users)	
Operating temperature	+0° à +50°C.	
Relative humidity	< 95%, without condensation.	
MCBF	5.000.000 cycles mean cycles between failures, with recommended maintenance.	
Noise level	55 dB to 1m distance.	

		STANDARD LANE	WIDE LANE
Free passageway (L)		600 mm	900 mm
Weight:	Right cabinet	104 kg	106 kg
	Intermediate cabinet	122 kg	127 kg
	Left cabinet	103 kg	105 kg
IP	40		
CE	Conforms to European standards.		

¹ Not to be connected to a floating network or to a high impedance earthed industrial distribution network.

STANDARD DIMENSIONS (mm)



OPTIONS

- Free passageway width 900 mm (Wide lane).
- Electromagnetic toothed brake guaranteeing a locking of obstacles in case of a forced opening attempt.
- Housing with fixed lateral glazings.
- Top cover in laminate with dynamic status light(s).
- Escape lane button according to EN 13637 standard.
- Support post with escape route button per EN 13637 norm.
- "Smart & Slim" monitoring panel.
- "Smart Touch" configurable interactive control panel.

Note: For restrictions on options, refer to the price list.

WORK TO BE PROVIDED BY THE CUSTOMER

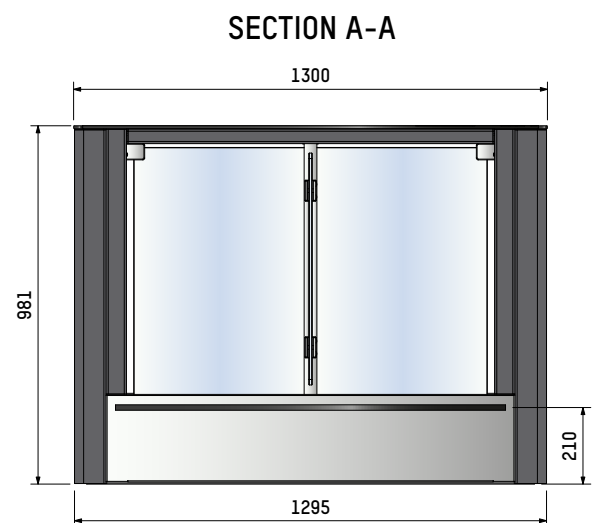
- Bolting the unit to the floor.
- Power supply.
- Cabling between gates in the same array.
- Cabling to any external peripherals.
- Integration of any accessories.

Note: Comply with the installation drawing.

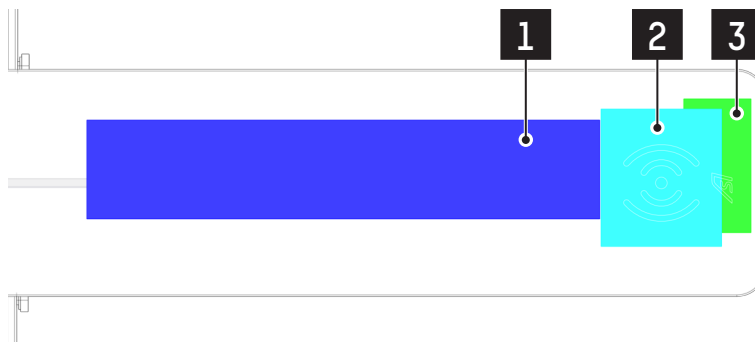
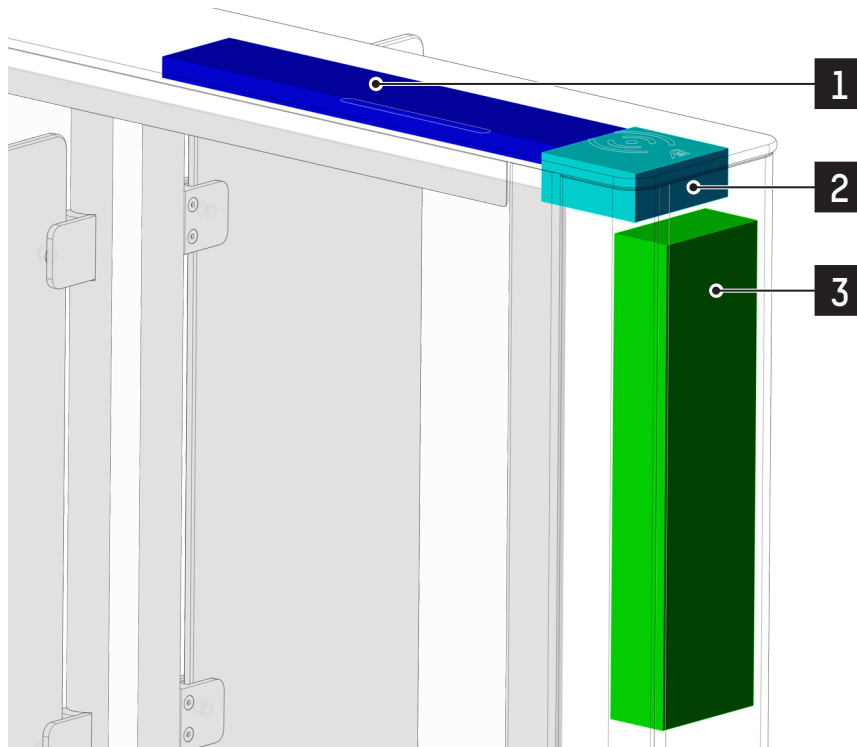
PRECAUTIONS FOR USE

For security reasons, children must be supervised by an adult at all times when in the vicinity of the unit and during passage through the lane.

A child must absolutely precede the accompanying adult when lane passage is required.



MAXIMUM VOLUMES AVAILABLE FOR READER INTEGRATION



REP.	DESCRIPTION	DIMENSIONS L x l x h (mm)
1	Volume under shelf / top rail	442 x 118 x 42
2	Volume under shelf / top of front panel	101 x 142 x 50,5
3	Maximum volume available in the front panel	73.2 x 120,7 x 429

Headquarters

Avenue Mercator, 5
1300 Wavre - Belgium



helpdesk.as@automatic-systems.com



+32.(0)10.23.02.11



www.automatic-systems.com



FirstLane-FT-EN-04