


InterLock 674

Datasheet

Rev. 01 • Update 03/2022



The **InterLock** series booths are designed to provide high-security access control and management of pedestrian flow.

Their design and robust manufacture allow easy integration into prestigious site such as office buildings, airports, laboratories and sensitive sites.

Consisting of a frame, a painted steel housing and glass panels, the high-security **InterLock** series booths provide thermal insulation and stand out in their surroundings.

The high-security **InterLock** series booths are motorised and bi-directional.

Two entrances/exits are perfect for high throughput environments, especially if installation space is limited.

The door's telescopic motion is certainly a feature that makes user transit even smoother, and with the 900 mm of the second entrance wheelchair access can be ensured.

The high-security **InterLock 674** booth is equipped with **two corridor booths** providing a **free passage areas of 700 mm and 900 mm** and an **external width of 2.300 mm**.

DESCRIPTION

1. Painted steel **upper casing** containing the drive mechanism and the control board unit of the security booth.
2. **Mobile sliding obstacles** in laminated clear glass BR3S P6B. Each leaf is equipped with cell protection to guarantee user safety.
3. A **lateral panel** made of painted steel and laminated clear glass BR2 P6B.
4. **High rigidity metal floor**, 25 mm thick, ensuring the frame is fastened to the ground.
5. **Control board unit & motorisation for each lane including:**
 - Programmable electronic board
 - Remote console for operating mode adjustment
 - Voice messages device
 - Connection terminals including RS485 interface port
 - Input / Output interface board
 - 24V DC power supply
 - Back-up batteries (2) ensuring 100 cycles in case of power failure
 - Two 24V DC motors controlled by the programmable electronic board, ensuring fast movements with progressive deceleration at the end of the cycle.
 - Electro-mechanical lock of the obstacles (with programmable unlocking in case of power failure)
 - Safety cells for reopening in case a presence is detected in front of the obstacles (anti-pinch safety)
6. **Spotlights** for the passageway lighting.
7. **Function pictograms:** LED displays indicating the status of the security booth.
8. **Presence sensors and single person device.**
9. **Push buttons** for emergency opening and intercom.
10. **Lock** for external door locking.



CONFIGURATIONS

1. RAL7035 Light Grey (by default) - RAL9011 Black - RAL9010 White - RAL8019 dark brown.
2. Profile position for wall connection:
 - entry / outside side.
 - middle position (by default).
 - exit / inside.
3. In the event of a power failure:
 - All doors can be opened manually
 - Exit door (secured side) remains locked
Entry door (non-secured side) can be open manually
 - all doors remain locked
4. Integration of card reader, intercom and/or push button at the entry and/or exit of the booth.
5. Choice of the language of voice message and control consol.

SURFACE TREATMENT

All the mechanical parts are treated against corrosion by electro zinc, according to RoHS norms.

STANDARD TECHNICAL CHARACTERISTICS

Power supply	230 V single phase, 50/60 Hz, 10 A + ground
Consumption	400 W
Ambient operating temperature	Operating -10° to +55°C
Battery backup	2 batteries 2 Ah to allow operation in case of power failure.
Motors	4 motors 24Vdc for reversible movement of the doors, with closing safety lock. Opening of both the doors in case of emergency.
Passages	<ul style="list-style-type: none"> - 12 passages per minute in one direction - 20 passages per minute in both directions (such data do not consider the possible working times due to utilization of card/badge readers)
Dimensions	Overall dimensions (mm): Height: 2350 Width: 1200 Length: 2300 Passage dimensions (mm): Height: 2142 Width: 700 & 900
Weight	1850 kg
Relative ambient humidity	85%, without condensation
MCBF (Mean cycles between failures)	1,000,000 cycles, in compliance with recommended maintenance
MTTR (Mean time to repair)	2 hours
CE	Complies with European standards

WORKS TO BE PROVIDED BY THE CUSTOMER

- Fixing on the floor.
- Power supply.
- Connection between booth and access control devise.

Note: Follow the installation plan.

OPTIONS

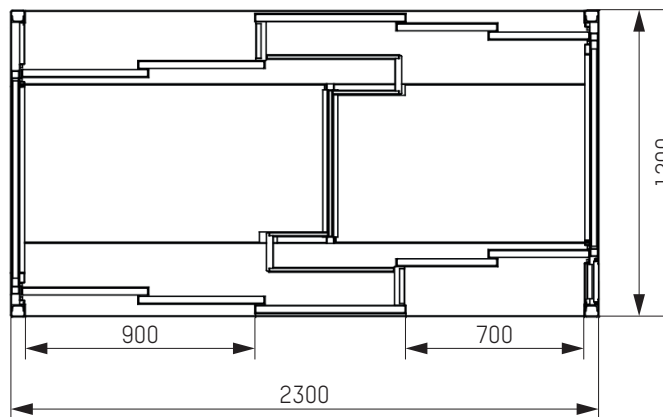
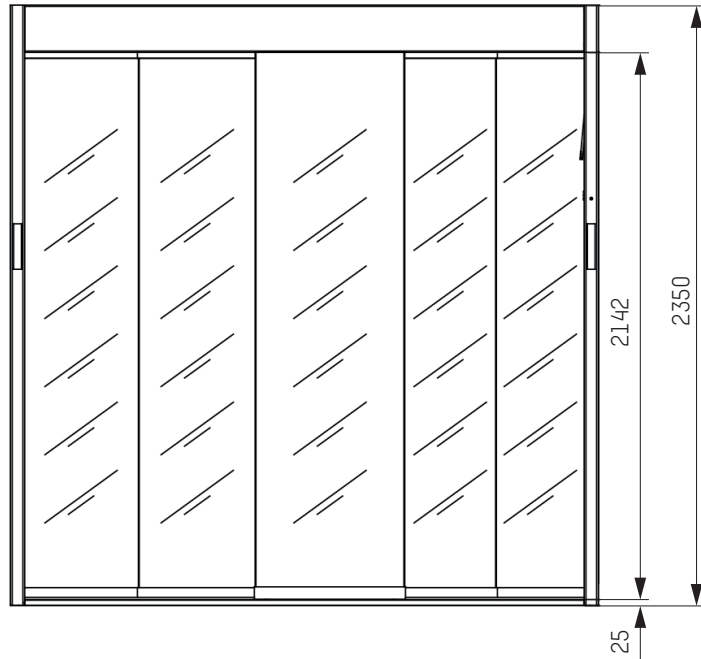
1. Metal plate cover on the top of the booth.
2. Microswitch contact under the cover for anti infraction alarm.
3. Non standard RAL color.
4. Smooth RAL color.
5. Brushed stainless steel 304 L - large security doors.
6. Floor frame for built-in installation.
7. Support for reader (card, biometric...), placed inside the booth
8. Support for readers (width > 4 cms) fixed on the external (entrance) side on the internal (exit) side of the booth metal structure.
9. Mechanical locker for metal objects with 10 drawers.
10. Radar for automatic door opening (entry / exit way).
11. Colour video camera inside of the booth.
12. Auxiliary control console (in connection with the standard control console).
13. Remote special console with extra buttons (3 rows of buttons).
14. 12V 7 Ah batteries (2).
15. Electronic card for the transmission in serial line of the weight detected inside the booth.
16. Converter RS485 to LAN for network consoles.
17. Service kit (cable, software, key...).
18. Top canopy with different height.
19. Virtual Console for remote monitoring (software & PC).

SPECIFIC OPTIONS

1. Metal detector & Left object control devices entry way only - right booth.
2. All lateral + mobile glasses BR4S P8B.
3. Rain protection / product with weight detection + 50 mm height of the product.
4. Mechanical emergency opening system external + internal doors.
5. Opening internal roof for assistance service.
6. Heating of the canopy for outside front installation.
7. Dismountable booth (instead of welded). Delivered assembled or shipment in parts.
8. Frosted glass.

Note: For restrictions on options, please contact us.

STANDARD DIMENSIONS (MM)



e

Headquarters

Avenue Mercator, 5
1300 Wavre - Belgium



✉ helpdesk.as@automatic-systems.com



☎ +32.(0)10.23.02.11



🌐 www.automatic-systems.com



IL 674-FT-EN-01